
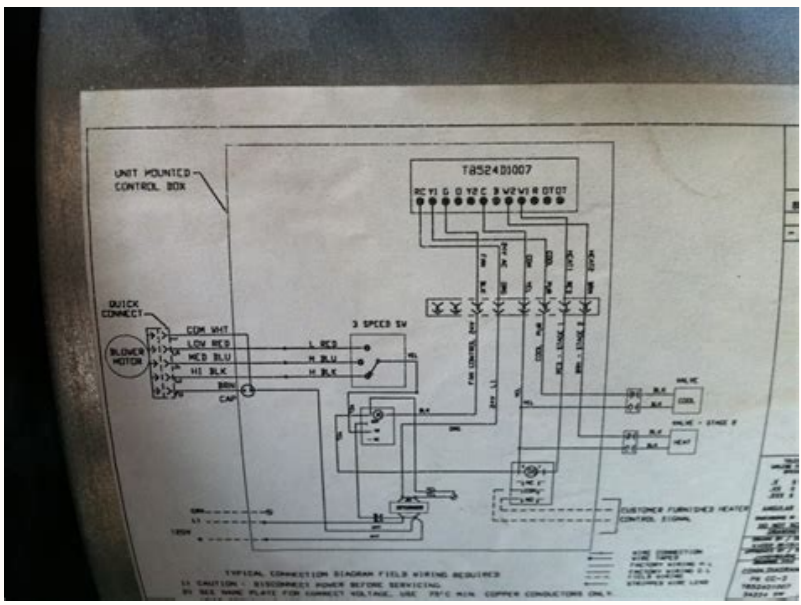



I'm not robot  reCAPTCHA

Continue



Honeywell



How to fix honeywell thermostat in house. How to turn on a honeywell home thermostat. How to set up a honeywell home thermostat. How to install a honeywell thermostat in a house.

eranoiznuf non ebbertop sAAotatsomret erosnes li arolla ,aivattut ,onodnopsirroc A A eruttel el eS .Aallun eteraf A non es am ,eranoiznuf id ossems arocna ah A otatsomret ortsov li ehc acifingis non etnemliborpp ,otatsomret lus etnaiggeppmal enoicnara ecul anu etedev eSetnaiggeppmal enoicnara ecul anu acifingis asoc ehC A Aasoc id otisoporpp A .libadiffa e edilos erutaihccerappa id enoizudorp al rep enoizatuper anu ah adneiza ehT.llewyenoH itatsomret onazzilitu inacirema iloveremunni ,Aip e otnemaddeffar li ,otnemadlacsir li ecsitseg ehc aidraugnavalla etnegilletni asac id aiccafretni'nu o aihccev 'Aip asac anu ni avort is ehc esab id ocigolana otatsomret nu A A is ehc aiS .aremac ad ortemomret nu :olraf rep ecilpmes odom nu A A occE segami ytteG/ecnailla eruticp :assecnoc etnemlittneg otoF .inna ilged osroc len aiccart enrenet id odarg ni otats AA es ozzem isaislaug noc olos ies nonAA ,otatsomret nu id imelborp ied enoizulosir al rep eroilgim enoizulos al osseps A A elaanam len acrecir al ertneM .eratelpmoc rep eud o otunim nu olos edeihcir e ecilpmes A llewyenoH otatsomret nu eratsopmieR .etnematterroc otaenilla A non otatsomret li ehc ottaf la ituvod onos imelborp i ,isac ied etrap roiggam alleN .otnemaenilla'l ereggerroc rep orulis led ollevil nu erazzilitu ,osac lat ni .llewyenoH id otatsomret led irotturretni id oremun otrece nu erattesser rep issap i aeniled ehc ottos iug adiuq al erriages o olrattesser rep llewyenoH id ollortnoc id elaanam li eratlusnoc .onrof ortsov li noc o CA'l noc o A amelborp li arolla ,onodnopsirroc llewyenoH otatsomret li e aremac artsov alled ortemomret li eS TEN.DEREWSNASNOITSEUQ AD AIP .otatsomret led oihcrepoc li erevoumir ,onretni'lla erevlop al erilup e erallortnoc reP .idnoces eucnic acric rep tols ilgen elip el eraicsal A llewyenoH otatsomret nu erantsirp emoc A .erevosir ad elicaf 'Aip otom etnemlitznetop A ehc ,airettab id amelborp nu eresse ehcna ebbertop ,aivattut Many models use AA or AAA batteries, although some models may use others. Insert the batteries backwards Replace the batteries in the slots but backwards. Turn on the Honeywell thermostat and check that it resets correctly. OTHER FROM atrop al etnematterroc ereduic non id otalusir li eresse ebbertop amelborp li ,otnemadlacsir id otainipi out la atalicc'nu otad iah etnecor id ortla nuclaiq ot ut e osac otseuq A A eS .odom ossets A itut onorpa A e inoizurtsoc esrevid onnah llewyenoH id itatsomret I .erednopsirroc orebbervod iroloc i AAeA ozivres irouf A iggalbac ied isaislaug onu es eredeve a eravorp etetop .jonam id atatrop a elaanam ortsov li eteva etnemlibreferp e(irucis etines iv eS .etneibma e etnaidar aira'lled arutarepmet alled otnoc erenet rep itatregorp onos llewyenoH itatsomret i ehc etnem a erenet ,ertlonI Aoihcccev olleuq erabilacir o otatsomret ovoun nu erarpmoc A etervod A ,otseuq A eS .erevosir ad icilpmes aznatsabba onos llewyenoH itatsomret i noc imelborp ied etrap roiggam al ,etnematanuroF .otatsomret led otmanoiznuf li ecsidepmi atlov aus a ehc ,CAVH ametsis led enoisnecca'l etnesnoc nonAA onrof led atrop alled erotturretni'L ,airettab alled elatrop led arutrepa'llus inoizurtsi rep AAottodorp led elaanam li eratlusnoc , Atinu'l eraiggennad id erative reP .Jov rep olraf rep atsinoiseforp nu eremussa id eraredised ebbertop is idniuq ,olos ad ottegorp oretni nu eresse 'Aup otseuQ .otatsomret led oiggalbac li noc amelborp nu eresse ehcna ebbertop iC.acinorttele'l eraiggennad non a enoiznetta odnecaf ,etnemataciled erevlop al eranimile ,onnap nu o adibrom alozaps anu noc .eirettab onnaras ic non ,elacol acirttele eter allad o otnemadlacsir id ametsis lad etnemaretni aigrene eart airettab al eS,aro'l e atad al eredrep ebbertop is es ehcna ,attatni erenamir ebbervod inoizatsopmi elled etrap roiggam al ,eirettab eihccev el etiutitsosAA atlov anU .asreveciv e ivitagen ilanimret ia onihgelloc is eirettab elled ivitishop ilop i ehc isranucissA .elam onnav etlov a esoc el ,aivattut ,aigoloncet isaislaug noc emoc .ocitsemod otnemadlacsir len idnarg 'Aip imon ied onu A llewyenoH segami ytteG / grebneerG flej :assecnoc etnemlittneg otoF oven. A C If you suspect your thermostat is inaccurate, you must confirm that it is really misunderstanding the temperature before doing anything else. A C A remove the thermostat from the wall to achieve this result. With the following solutions, following, be able to identify and solve the most common issues with your device Checking Temperature AccuracyBefore you take apart your Honeywell thermostat. iteAAAs a good idea to confirm iteAAAs really misreading the temperature in the room. Honeywell is a popular brand in electronic devices for homes, such as thermostats and home security cameras. The thermostat should also be at least 5 feet from the floor and in a location with no obstructions that could interfere with air flow.Photo Courtesy: Star Tribune via Getty Images/Getty Images Dust can also cause Honeywell thermostat problems. If that doesn'tAAAt work, a fuse may need replacing. Turn Off the Unit and Open the Battery Portal Make sure the thermostat is switched off before opening the thermostat. A small difference probably isn'tAAAt anything to worry about.Analog Problems and SolutionsAnalog thermostats are much simpler than their digital counterparts, and troubleshooting one is simpler still. Shut the door properly, and your thermostat will likely return to normal.Photo Courtesy: picture alliance/Getty Images If the screen on the thermostat is completely blank, the circuit breakers for your HVAC or furnace could be tripped. Unfortunately, the way to calibrate a thermometer can vary greatly between models, so youcAAAl need to identify what kind of thermostat you have before proceeding. If the thermostat isn'tAAAt level with the wall, the mercury switch could tilt and have problems reading the temperature in the room. If this is the case, you can choose between fixing the thermostat or purchasing a replacement unit. Be aware, however, that youcAAAl need to turn off power to the thermostat first before attempting this, and you could damage the thermostat if you don'tAAAt know what youcAAAre doing.Blank Screens and Missing ReadingsIs your digital thermostat not showing any information at all? Check your circuit breakers and then flip them on and off. Remove and Reinsert the Take the batteries again and reinsert them with the battery poles aligned with the correct terminals. Extract the batteries Remove batteries from their slots. If the readings do not match, then the thermostat sensor could be malfunctioning. If the room thermometer and the Honeywell thermostat match, it is likely that your problem is with your furnace or air conditioning rather than the thermostat itself. To do this, take a room thermometer (not the type you use to measure your temperature) and let it read. This light usually indicates a low battery, and may also show the words A e a. - A "select the battery or" batt of the batt ", while not all Honeywell thermostats use the batteries, if it does and that light lights up , you may have a limited amount of time before the thermostat turns off (another cause of an empty screen, incidentally), although some thermostats rely only on the battery as a backup when they do not receive it from the heating system. : Bloomberg / Getty Images To change the battery, simply identify the battery case (there is usually a stitching) and opened it. it.

